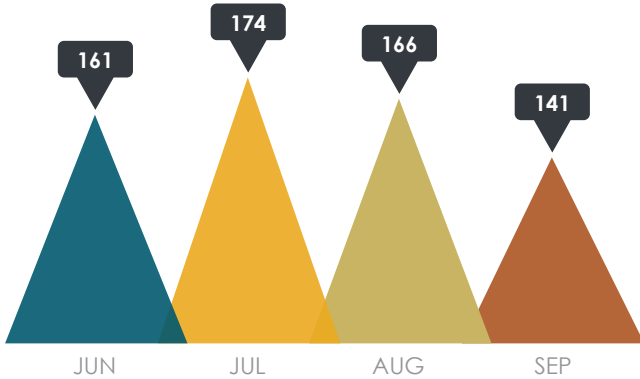
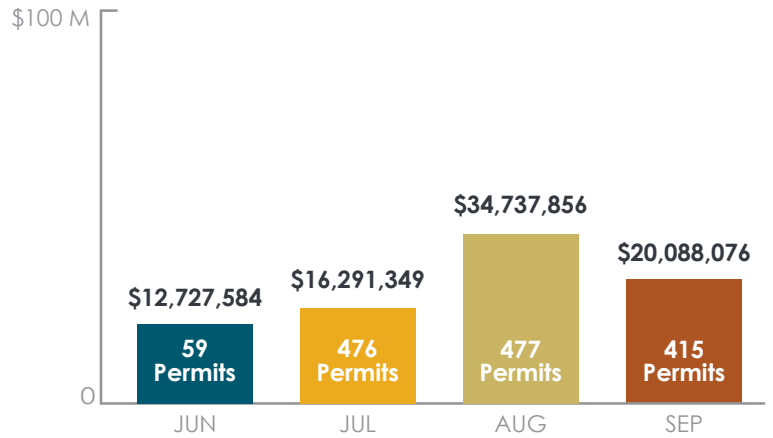


Business Licenses Issued



Source: City of Riverside Finance Dept.

Permit Activity



Source: City of Riverside Community & Economic Development Dept.

Quarterly Sales Tax



2nd Quarter 2017

Down 1.5% from same quarter a year ago

Source: HdL Companies


Residents Employed



Source: Employment Development Dept. (State of California)


Current Rates: Vacancy/Lease

■ Industrial
■ Office
■ Retail

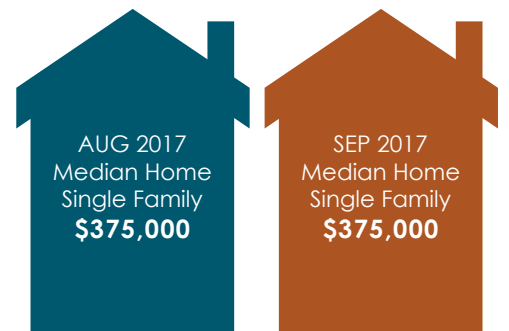


Source: Costar

■ Industrial
■ Office
■ Retail

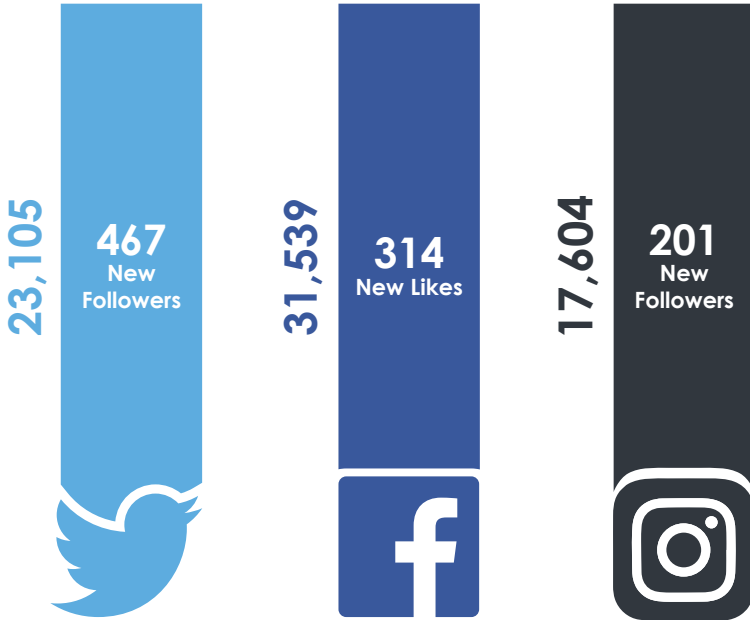


Housing Prices



Source: Inland Valleys Association of Realtors

City of Riverside Social Media



Customers Served



Customer Satisfaction



10,692 subscribers

22.01% open rate

TOP STORY:
Startup Week

JOIN OUR NEWSLETTER

RIVERSIDCA.GOV

283,880 | **109,641** | **78,992**
page views | website visits | unique visitors

RIVERSIDEPUBLICUTILITIES.COM

51,853
page views

91,803
website visits

36,002
unique visitors

RIVERSIDCA.GOV/ECONDEV

4,775 | **2,127** | **1,733**
page views | website visits | unique visitors



283,880

September 2017 YTD Customer Contacts

Economic Development



Source: City of Riverside Planning Division and RP Account Managers

Source: Google Analytics