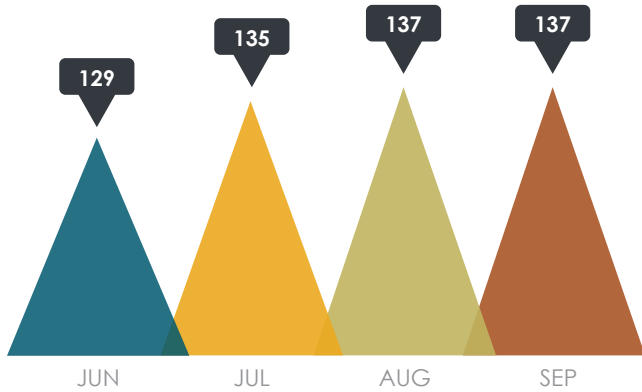
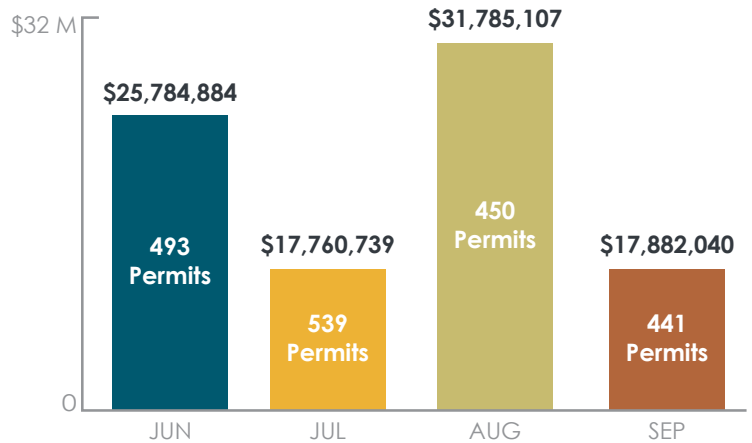


Business Licenses Issued



Source: City of Riverside Finance Dept.

Permit Activity



Source: City of Riverside Community & Economic Development Dept.

Quarterly Sales Tax



1st Quarter 2016

Up 2.7% from 1st Quarter 2015

Source: HdL Companies


Residents Employed



Source: Employment Development Dept. (State of California)


Current Rates: Vacancy/Lease

Industrial
Office
Retail

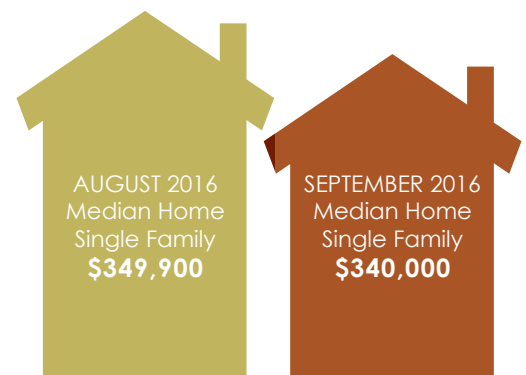


Source: Costar

Industrial
Office
Retail

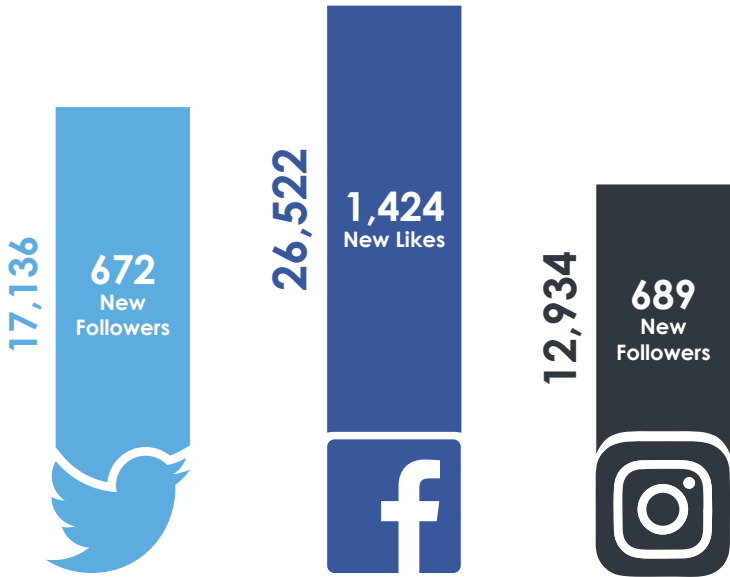


Housing Prices



Source: Inland Valleys Association of Realtors

City of Riverside Social Media



Since JULY 2015



followers grew by

40.4%



LIKES INCREASED BY

62.8%

since JULY 2015



SEPTEMBER 2016
ECONOMIC
DEVELOPMENT
E-NEWS

5,772
subscribers

17.85%
open rate

TOP STORY:

Riverside
Growers
Forum

RIVERSIDECA.GOV

355,577
page views

165,328
website visits

119,483
unique visitors

RIVERSIDEPUBLICUTILITIES.COM

1,425
page views

2,322
website visits

1,276
unique visitors

RIVERSIDECA.GOV/ECONDEV

4,942
page views

2,195
website visits

1,693
unique visitors



AUGUST 2016
WEB TRACKING
& ANALYTICS

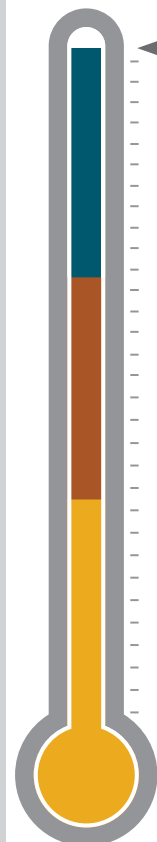
41,490

September
2016 YTD
Customer
Contacts

**Economic
Development**

Planning

**Riverside
Public
Utilities**



Source: City of Riverside
Planning Division and
RP Account Managers

Source: Google Analytics