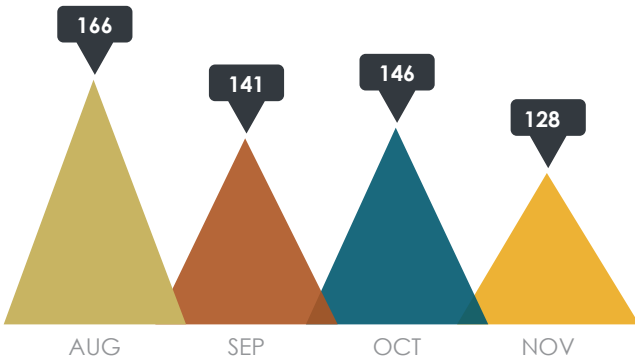
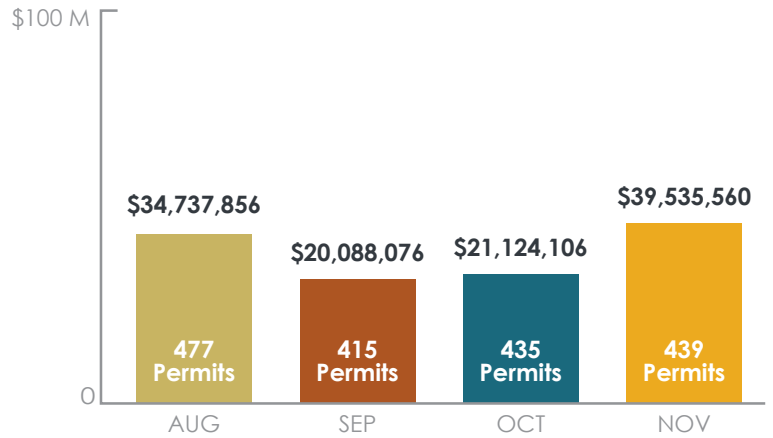


Business Licenses Issued



Source: City of Riverside Finance Dept.

Permit Activity



Source: City of Riverside Community & Economic Development Dept.

Quarterly Sales Tax



2nd Quarter 2017

Down 1.5% from same quarter a year ago

Source: HdL Companies


Residents Employed



Source: Employment Development Dept. (State of California)

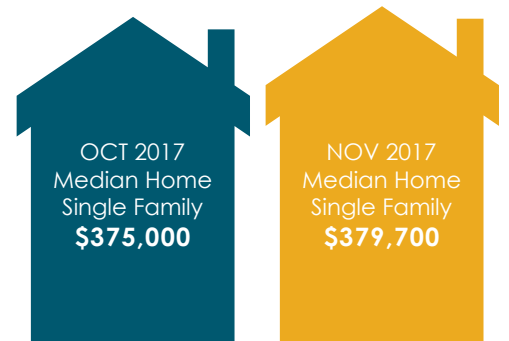
Current Rates: Vacancy/Lease

■ Industrial
■ Office
■ Retail



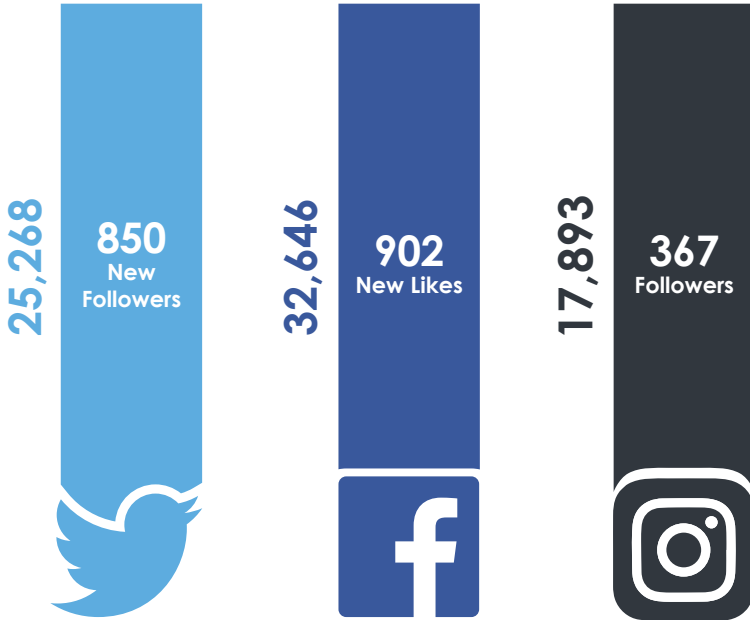
Source: Costar

Housing Prices



Source: Inland Valleys Association of Realtors

City of Riverside Social Media



Customers Served



Customer Satisfaction



10,522
subscribers

21.42%
open rate

TOP STORY:

The City of Riverside Welcomes Several New Businesses This Quarter!

JOIN OUR NEWSLETTER

RIVERSIDCA.GOV

362,289 | **147,144** | **108,445**
page views | website visits | unique visitors

RIVERSIDEPUBLICUTILITIES.COM

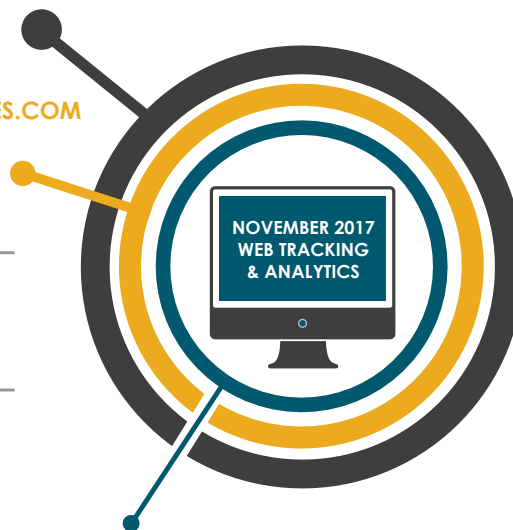
47,326
page views

81,725
website visits

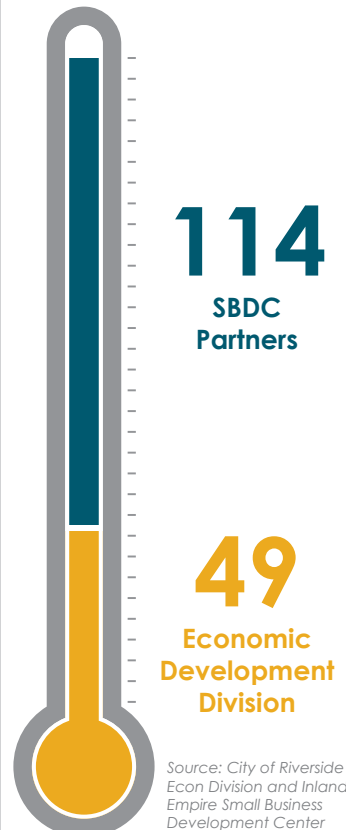
33,885
unique visitors

RIVERSIDCA.GOV/ECONDEV

4,285 | **2,055** | **1,723**
page views | website visits | unique visitors



3rd Quarter
Businesses Assisted



Source: City of Riverside Econ Division and Inland Empire Small Business Development Center

Source: Google Analytics