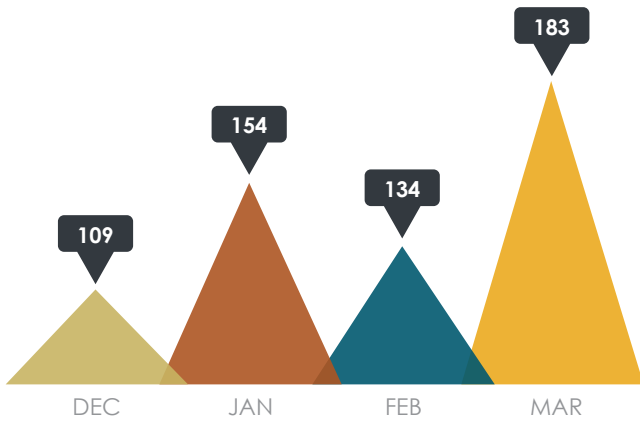
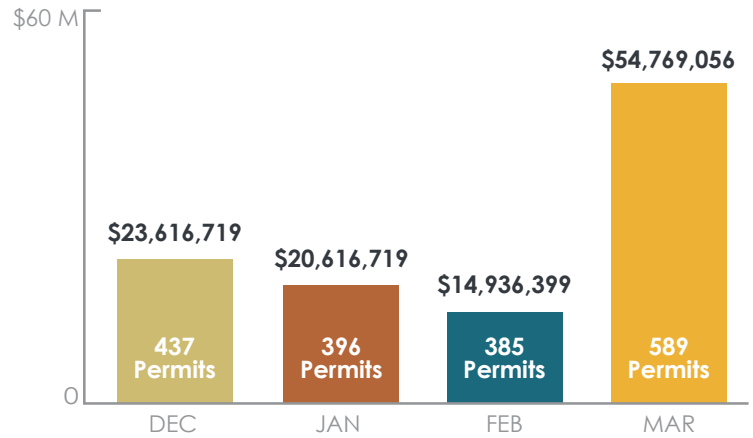


## Business Licenses Issued



Source: City of Riverside Finance Dept.

## Permit Activity



Source: City of Riverside Community & Economic Development Dept.

## Quarterly Sales Tax



### 3rd Quarter 2016

Up 5.6% from  
3rd Quarter 2015

Source: HdL Companies


## Residents Employed




Source: Employment Development Dept. (State of California)

## Current Rates: Vacancy/Lease

■ Industrial  
■ Office  
■ Retail



3rd Qtr 2016    4th Qtr 2016  
Total Vacant (%)



3rd Qtr 2016    4th Qtr 2016  
Average Monthly Rate (\$)

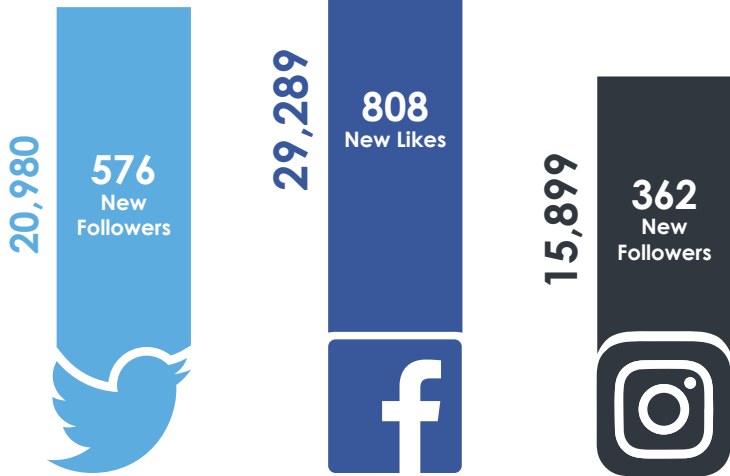
Source: Costar

## Housing Prices



Source: Inland Valleys Association of Realtors

City of Riverside Social Media



Since JULY 2015



followers grew by

**99.3%**



LIKES INCREASED BY

**55.1%**

since JULY 2015



**6,172**  
subscribers

**28.57%**  
open rate

**TOP STORY:**

Riverside Intern  
Connection  
March 22<sup>nd</sup>, 2017

RIVERSIDECA.GOV

**291,441**  
page views

**130,174**  
website visits

**94,810**  
unique visitors

RIVERSIDEPUBLICUTILITIES.COM

**40,790**  
page views

**74,706**  
website visits

**29,793**  
unique visitors



RIVERSIDECA.GOV/ECONDEV

**5,003**  
page views

**2,229**  
website visits

**1,873**  
unique visitors

Source: Google Analytics

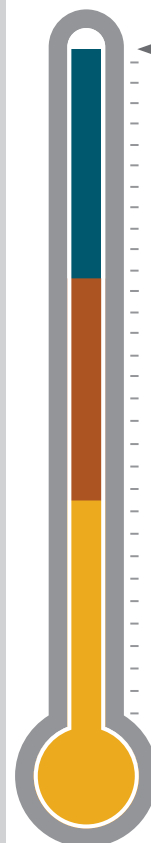
**96,390**

March  
2017 YTD  
Customer  
Contacts

**Economic  
Development**

**Planning**

**Riverside  
Public  
Utilities**



Source: City of Riverside  
Planning Division and  
RP Account Managers