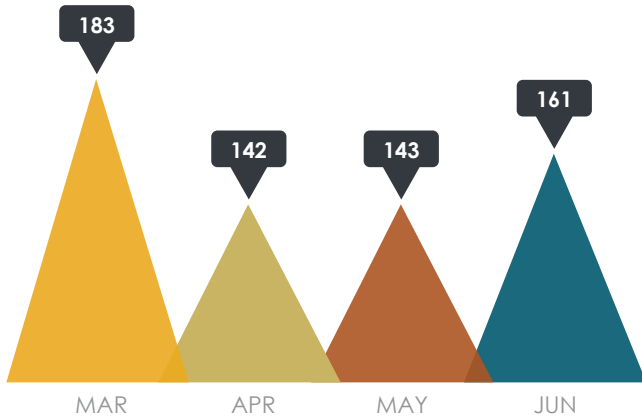
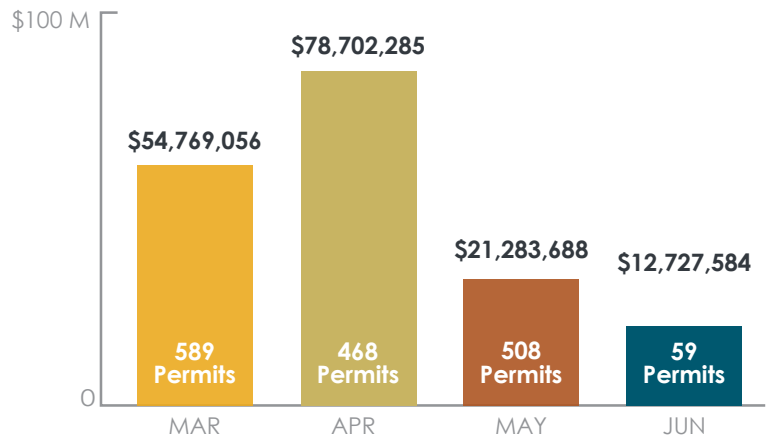


## Business Licenses Issued



Source: City of Riverside Finance Dept.

## Permit Activity



Source: City of Riverside Community & Economic Development Dept.

## Quarterly Sales Tax



### 4th Quarter 2016

Up 4% from  
4th Quarter 2015

Source: HdL Companies

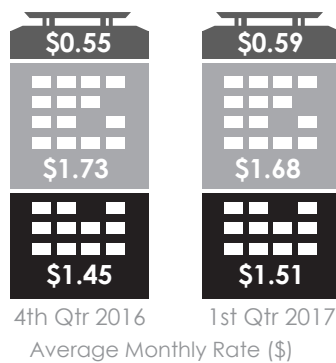

## Residents Employed



Source: Employment Development Dept. (State of California)

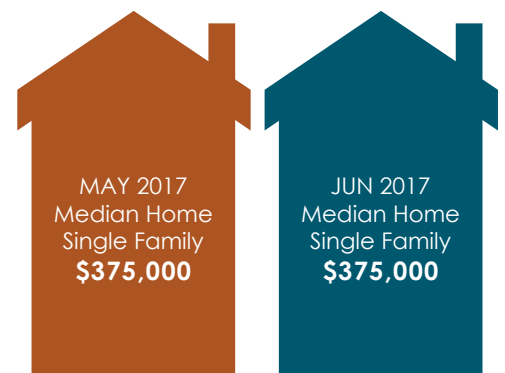
## Current Rates: Vacancy/Lease

■ Industrial  
■ Office  
■ Retail



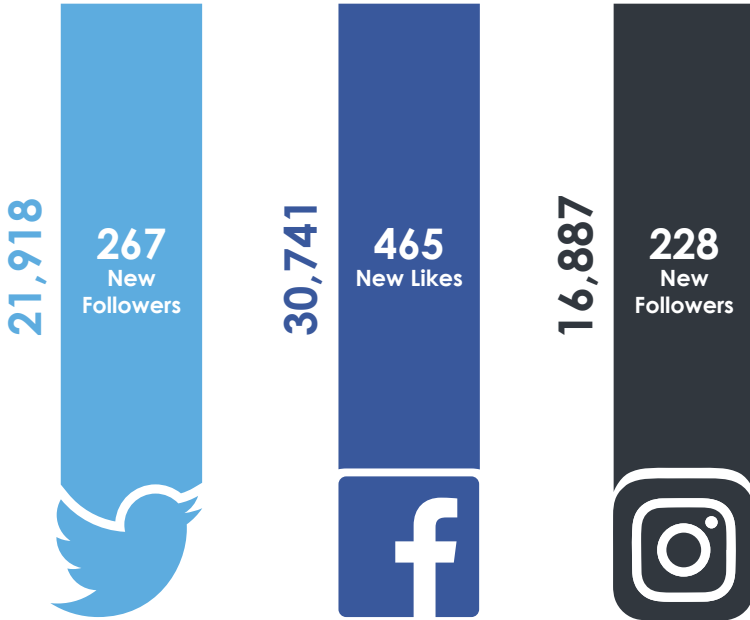
Source: Costar

## Housing Prices



Source: Inland Valleys Association of Realtors

City of Riverside Social Media



Customers Served



Customer Satisfaction



**13,694**  
subscribers

**26.29%**  
open rate

**TOP STORY:**

Riverside among the U.S. cities winning the battle against brain drain

**JOIN OUR NEWSLETTER**

RIVERSIDECA.GOV

**328,228** | **131,048** | **92,618**  
page views | website visits | unique visitors

RIVERSIDEPUBLICUTILITIES.COM

**43,025**  
page views

**81,181**  
website visits

**32,497**  
unique visitors

RIVERSIDECA.GOV/ECONDEV

**5,407** | **2,426** | **1,948**  
page views | website visits | unique visitors



**196,075**

June 2017 YTD  
Customer  
Contacts

**Economic  
Development**

Source: Google Analytics

Source: City of Riverside  
Planning Division and  
RP Account Managers