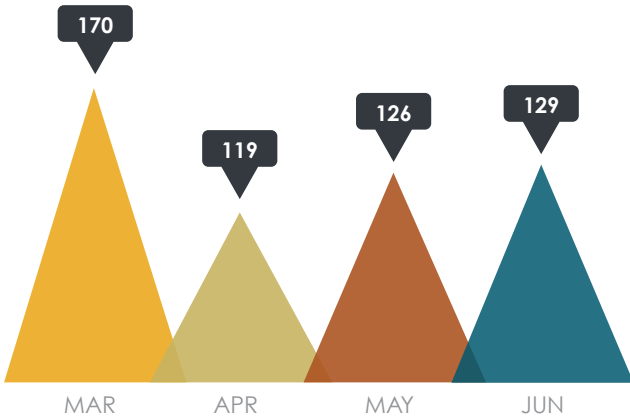
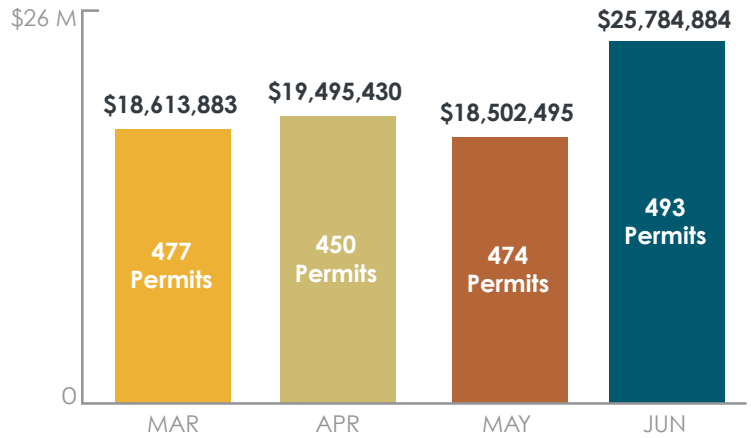


Business Licenses Issued



Source: City of Riverside Finance Dept.

Permit Activity



Source: City of Riverside Community & Economic Development Dept.

Quarterly Sales Tax



1st Quarter 2016

Up 2.7% from 1st Quarter 2015

Source: HdL Companies


Residents Employed




Source: Employment Development Dept. (State of California)

Current Rates: Vacancy/Lease

■ Industrial
■ Office
■ Retail



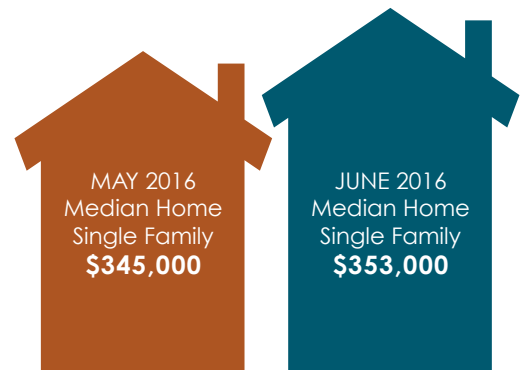
4th Qtr 2015 1st Qtr 2016
Total Vacant (%)



4th Qtr 2015 1st Qtr 2016
Average Monthly Rate (\$)

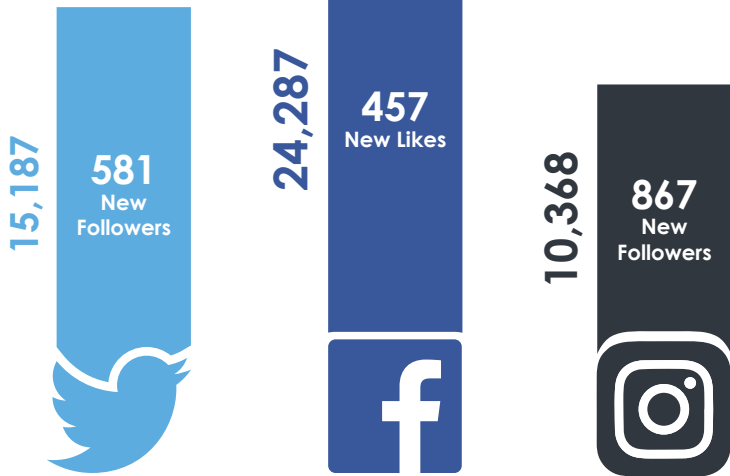
Source: Costar

Housing Prices



Source: Inland Valleys Association of Realtors

City of Riverside Social Media



Source: Social Media Analytics

Since JULY 2015



followers grew by

44.3%



LIKES INCREASED BY

28.5%

since JULY 2015



JUNE 2016
ECONOMIC
DEVELOPMENT
E-NEWS

6,013
subscribers

23.07%
open rate

TOP STORY:

Young
Entrepreneur
Award 2016

RIVERSIDECA.GOV

405,204
page views

190,764
website visits

137,004
unique visitors

RIVERSIDEPUBLICUTILITIES.COM

1,427
page views

1,277
website visits

2,291
unique visitors



JUNE 2016
WEB TRACKING
& ANALYTICS

RIVERSIDECA.GOV/ECONDEV

3,699
page views

1,304
website visits

1,016
unique visitors

Source: Google Analytics

34,541

June 2016
YTD Customer
Contacts

Planning

Riverside
Public
Utilities

Source: City of Riverside
Planning Division and
RP Account Managers