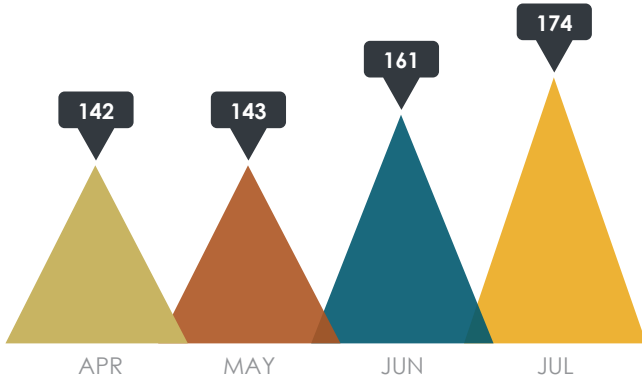
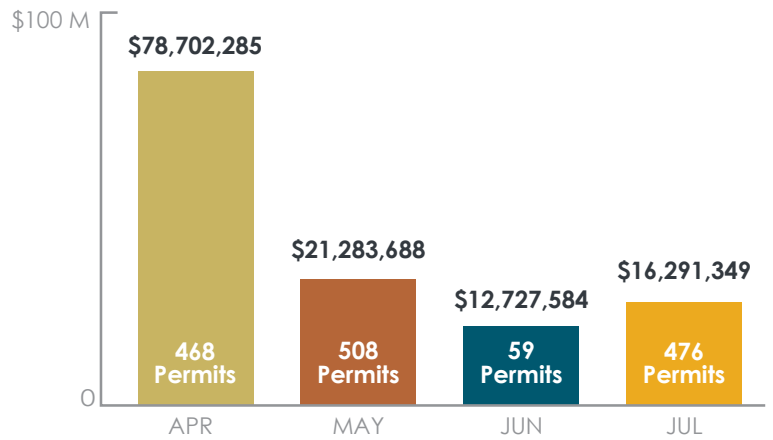


Business Licenses Issued



Source: City of Riverside Finance Dept.

Permit Activity



Source: City of Riverside Community & Economic Development Dept.

Quarterly Sales Tax



1st Quarter 2017
Down 1.3% from
1st Quarter 2016

Source: HdL Companies


Residents Employed



Source: Employment Development Dept. (State of California)

Current Rates: Vacancy/Lease


■ Industrial
■ Office
■ Retail



1st Qtr 2017 2nd Qtr 2017
Total Vacant (%)

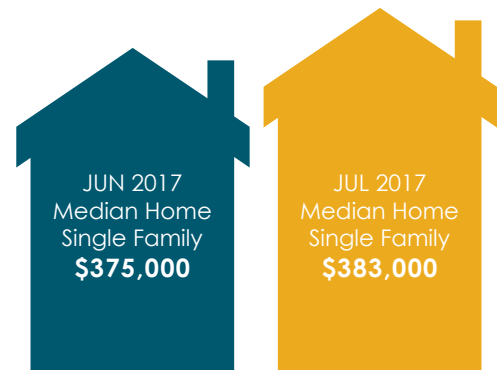
Source: Costar

■ Industrial
■ Office
■ Retail



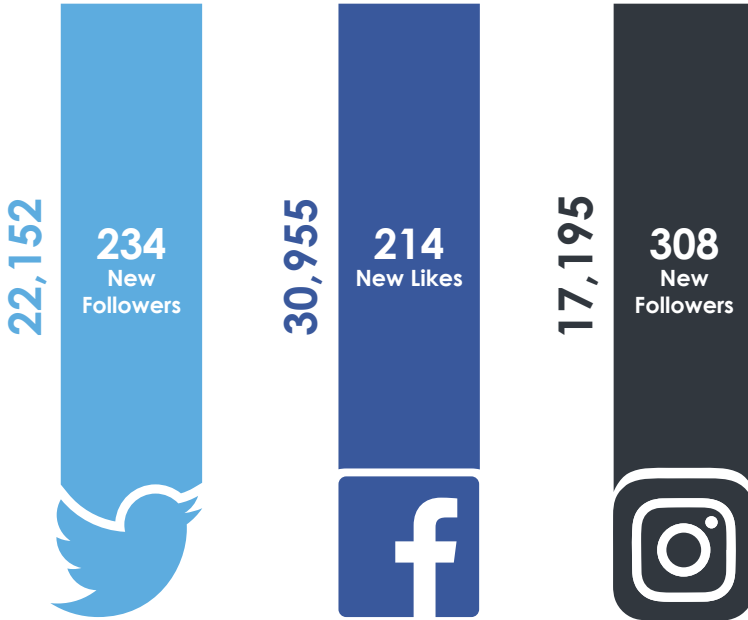
1st Qtr 2017 2nd Qtr 2017
Average Monthly Rate (\$)

Housing Prices



Source: Inland Valleys Association of Realtors

City of Riverside Social Media



Customers Served



3,322
CUSTOMERS
HELPED THIS MONTH

Customer Satisfaction



HAPPY OR NOT
93%
5 PERFECT 100% DAYS



10,803
subscribers

27.78%
open rate

TOP STORY:

Riverside GO-Biz
California Competes
Tax Credit Presentation

JOIN OUR NEWSLETTER

RIVERSIDECA.GOV

316,356
page views

116,308
website visits

81,831
unique visitors

RIVERSIDEPUBLICUTILITIES.COM

52,386
page views

92,792
website visits

36,199
unique visitors

RIVERSIDECA.GOV/ECONDEV

5,315
page views

2,660
website visits

2,240
unique visitors



Source: Google Analytics

228,580

July
2017 YTD
Customer
Contacts

Economic
Development

Source: City of Riverside
Planning Division and
RP Account Managers