



JANUARY 2019  
ECONOMIC  
DEVELOPMENT  
E-NEWS

**5,635**  
SUBSCRIBERS

**23.53%**  
OPEN RATE

**TOP STORY:**  
8th Annual  
Manufacturer's  
Summit

CUSTOMERS SERVED



**3,563**  
CUSTOMERS  
HELPED THIS MONTH

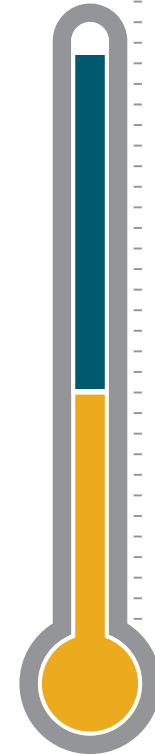
CUSTOMER SATISFACTION



HAPPY OR NOT  
**97%**  
8 PERFECT 100% DAYS

**4<sup>TH</sup>**

Quarter  
Businesses  
Assisted



**59**  
Small Business  
Development  
Center

**52**  
Economic  
Development  
Division

Source: City of Riverside  
Econ Division and Inland  
Empire Small Business  
Development Center

CITY OF RIVERSIDE SOCIAL MEDIA



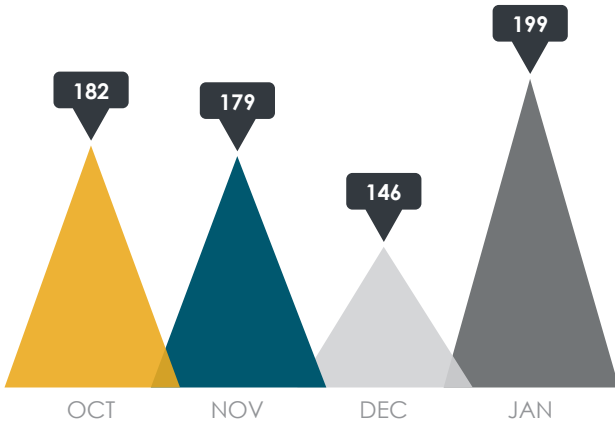
JANUARY WEB TRACKING & ANALYTICS

RIVERSIDECA.GOV  
**240,473** unique page  
views

RIVERSIDEPUBLICUTILITIES.COM  
**68,082** unique page  
views

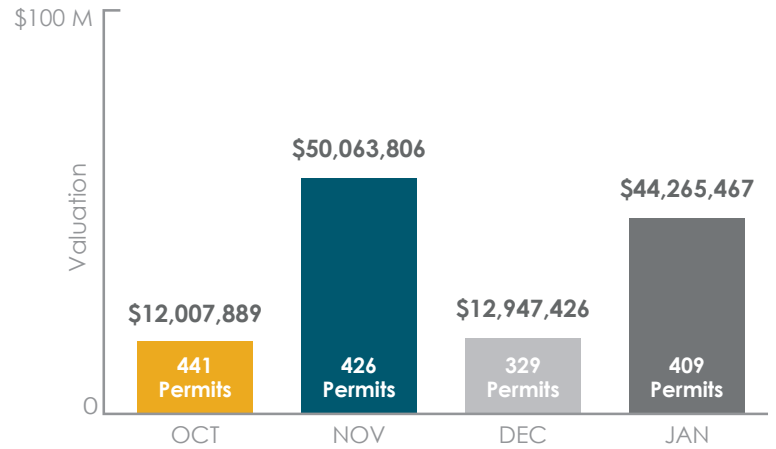
RIVERSIDECA.GOV/ECONDEV  
**3,768** unique page  
views

## NEW BUSINESS LICENSES ISSUED



Source: City of Riverside Finance Dept.

## PERMIT ACTIVITY



Source: City of Riverside Community & Economic Development Dept.

## QUARTERLY SALES TAX

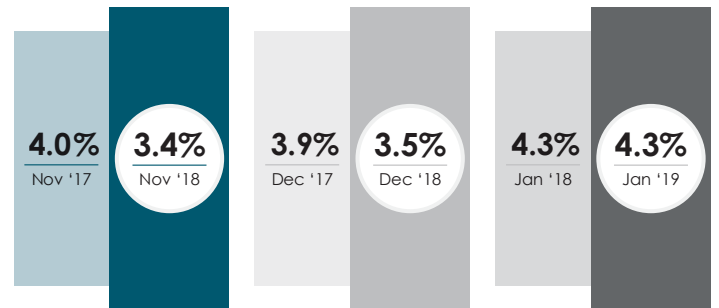


### 3rd Quarter 2018

Up 6.1% from same quarter a year ago

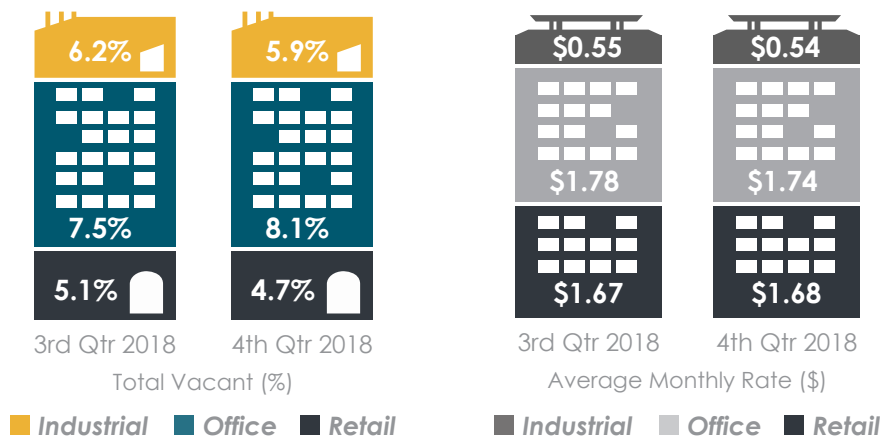
Source: HdL Companies

## UNEMPLOYMENT RATE



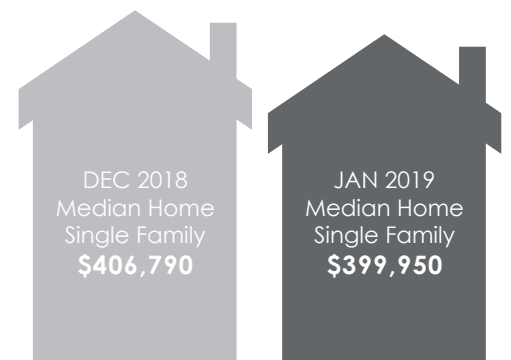
Source: City of Riverside Community & Economic Development Dept.

## CURRENT RATES: VACANCY/LEASE



Source: Costar

## HOUSING PRICES



Source: Inland Valleys Association of Realtors