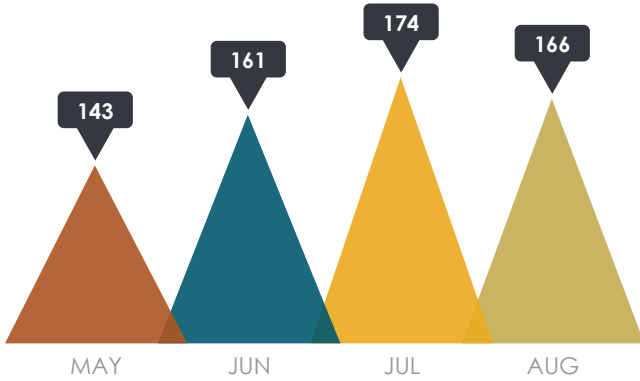
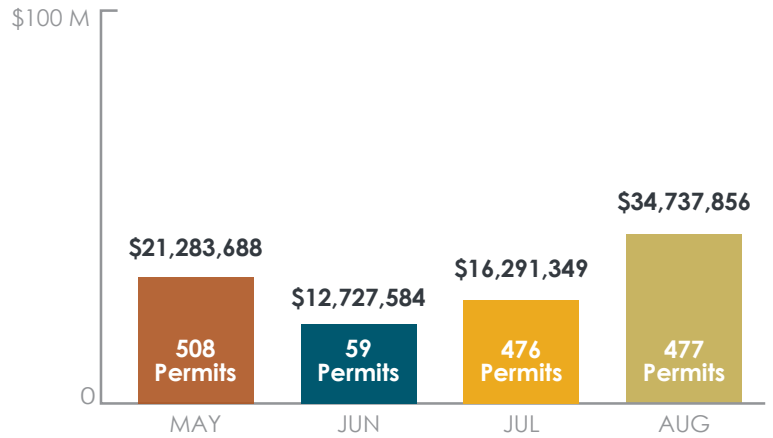


## Business Licenses Issued



Source: City of Riverside Finance Dept.

## Permit Activity



Source: City of Riverside Community & Economic Development Dept.

## Quarterly Sales Tax



### 1st Quarter 2017

Down 1.3% from 1st Quarter 2016

Source: HdL Companies


## Residents Employed




Source: Employment Development Dept. (State of California)

## Current Rates: Vacancy/Lease

■ Industrial  
■ Office  
■ Retail



Total Vacant (%)



Average Monthly Rate (\$)

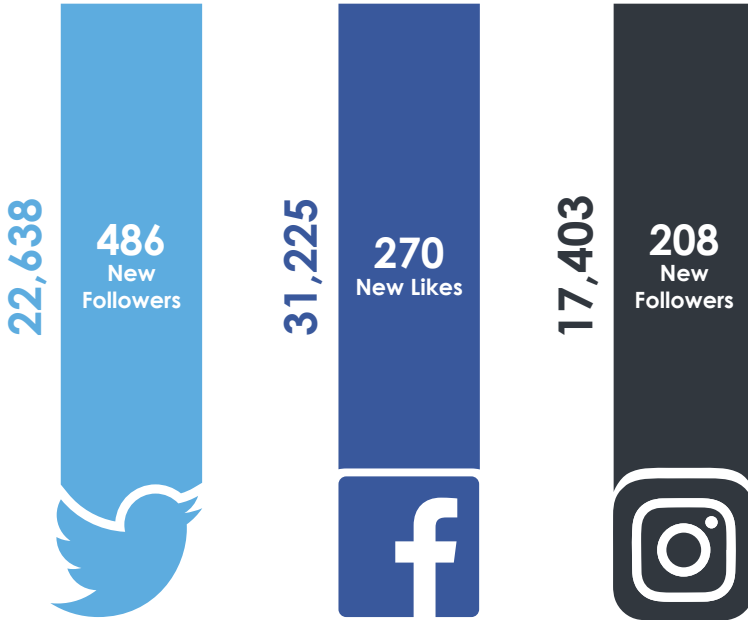
Source: Costar

## Housing Prices



Source: Inland Valleys Association of Realtors

City of Riverside Social Media



Customers Served



Customer Satisfaction



AUGUST 2017  
ECONOMIC  
DEVELOPMENT  
E-NEWS

**10,732**  
subscribers

**28.23%**  
open rate

**TOP STORY:**

Downtown Riverside's  
Food Lab Fills  
First Three Slots

**JOIN OUR  
NEWSLETTER**

RIVERSIDCA.GOV

**308,075**  
page views

**116,748**  
website visits

**83,455**  
unique visitors

RIVERSIDEPUBLICUTILITIES.COM

**52,093**  
page views

**94,375**  
website visits

**36,545**  
unique visitors

RIVERSIDCA.GOV/ECONDEV

**6,998**  
page views

**4,082**  
website visits

**3,556**  
unique visitors



Source: Google Analytics

**252,314**

August  
2017 YTD  
Customer  
Contacts

**Economic  
Development**

Source: City of Riverside  
Planning Division and  
RP Account Managers