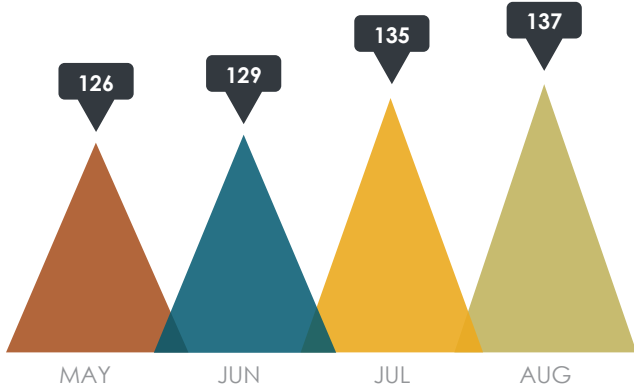
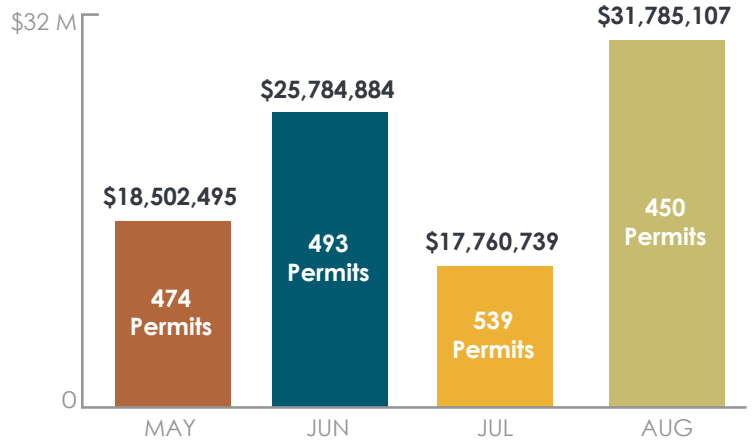


Business Licenses Issued



Source: City of Riverside Finance Dept.

Permit Activity



Source: City of Riverside Community & Economic Development Dept.

Quarterly Sales Tax



1st Quarter 2016

Up 2.7% from 1st Quarter 2015

Source: HdL Companies


Residents Employed



Source: Employment Development Dept. (State of California)


Current Rates: Vacancy/Lease

Industrial
Office
Retail

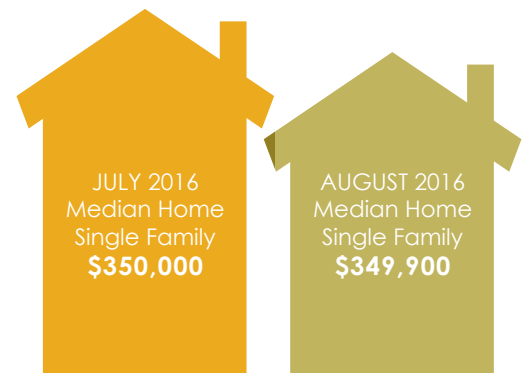


Source: Costar

Industrial
Office
Retail

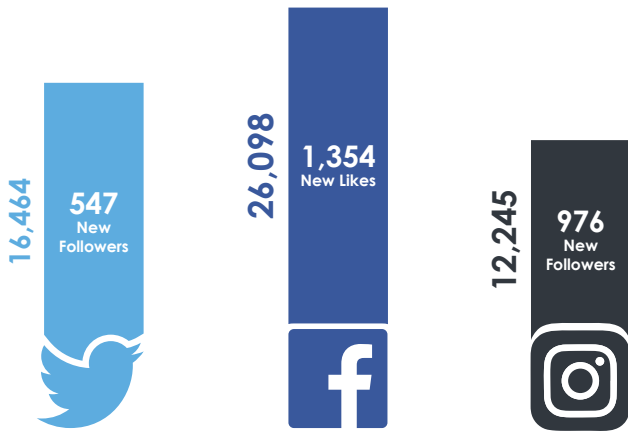


Housing Prices

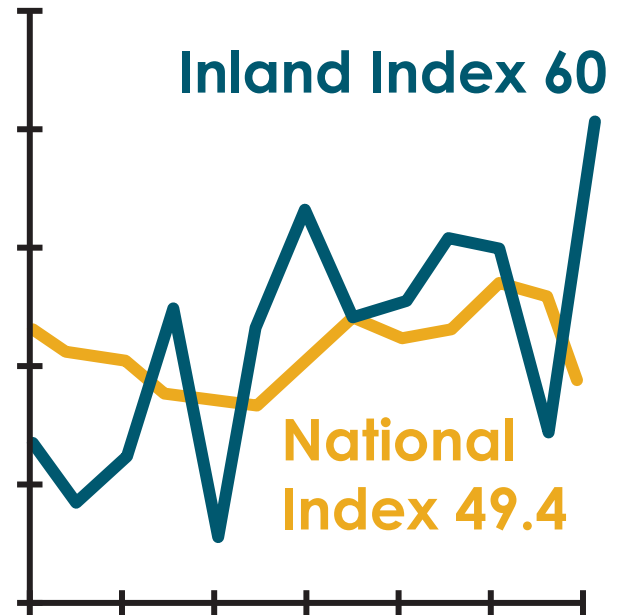


Source: Inland Valleys Association of Realtors



City of Riverside Social Media



Source: Social Media Analytics



Inland Manufacturing Index Up



AUGUST 2016 ECONOMIC DEVELOPMENT E-NEWS

5,784 subscribers

17.69% open rate

TOP STORY:

7th Annual Inland Empire Economic Forecast

RIVERSIDECA.GOV

364,624 page views

169,921 website visits

122,507 unique visitors

RIVERSIDEPUBLICUTILITIES.COM

1,422 page views

2,529 website visits

1,273 unique visitors

RIVERSIDECA.GOV/ECONDEV

2,101 page views

5,078 website visits

1,683 unique visitors

Source: Google Analytics



38,981

August 2016 YTD Customer Contacts

Economic Development

Planning

Riverside Public Utilities

Source: City of Riverside Planning Division and RP Account Managers