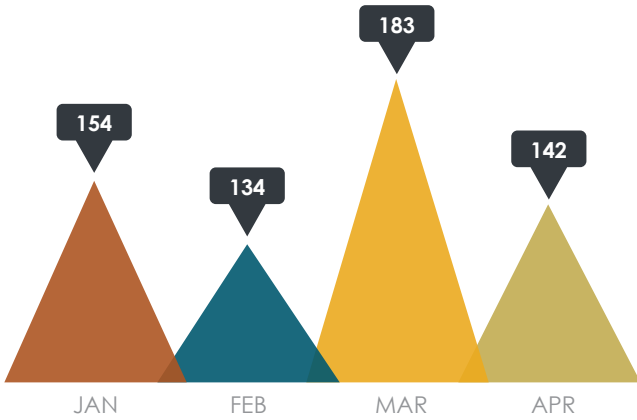
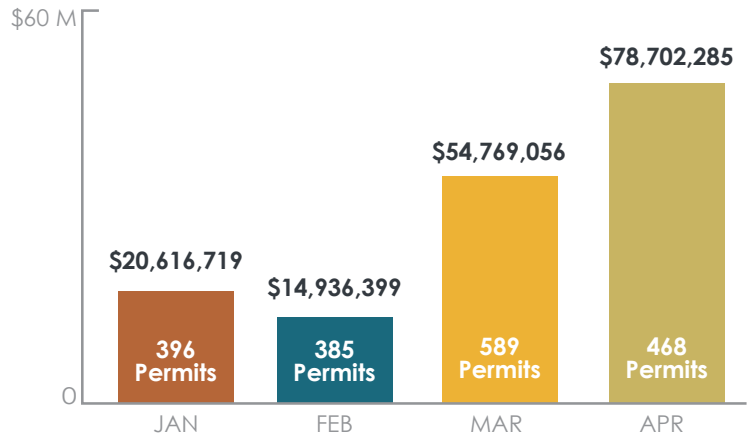


Business Licenses Issued



Source: City of Riverside Finance Dept.

Permit Activity



Source: City of Riverside Community & Economic Development Dept.

Quarterly Sales Tax



4th Quarter 2016

Up 4% from
1st Quarter 2015

Source: HdL Companies



Residents Employed



Source: Employment Development Dept. (State of California)

Current Rates: Vacancy/Lease

■ Industrial
■ Office
■ Retail



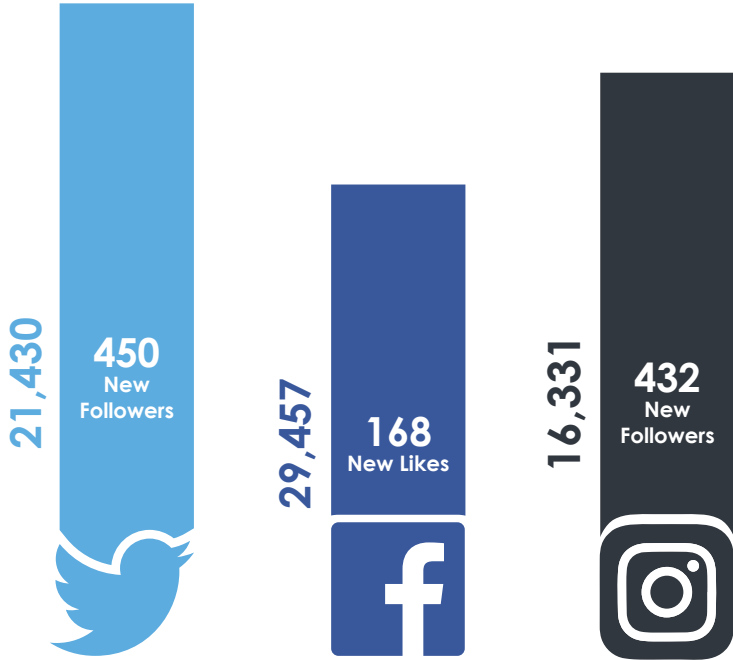
Source: Costar

Housing Prices



Source: Inland Valleys Association of Realtors

City of Riverside Social Media



Since JULY 2015



followers grew by

103.6%



LIKES INCREASED BY

55.9%

since JULY 2015



13,694
subscribers

32.64%
open rate

TOP STORY:
Riverside Business Week

RIVERSIDECA.GOV

289,769
page views

124,868
website visits

90,859
unique visitors

RIVERSIDEPUBLICUTILITIES.COM

46,526
page views

84,932
website visits

33,362
unique visitors



RIVERSIDECA.GOV/ECONDEV

4,065
page views

1,806
website visits

1,504
unique visitors

Source: Google Analytics

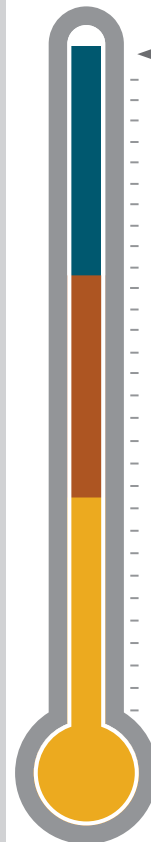
126,256

April 2017 YTD Customer Contacts

Economic Development

Planning

Riverside Public Utilities



Source: City of Riverside Planning Division and RP Account Managers